

High Arctic Energy Services Inc



TSX : HWO

Investor Presentation

March 2025

Presentation Outline



Business Overview

Canadian Rentals

Team Snubbing Investment

Quality Centric Culture

Business Plan

Corporate Profile

Financial Summary

Disclaimer & Forward Looking Statements Notice

Key information

Business Overview

Oil + Natural Gas Sector



High-Margin Rental Services

- Delta Rental Services, including legacy HAES Rentals
 - Blow Out Preventers (BOPs)
 - Valves, high pressure pipework 'iron'
 - Fishing equipment, oilfield handling equipment
 - Trailers, mobile meeting rooms, lighting towers

Other Investments

- 2 developed industrial properties, 1 generating lease income
- 42% equity investment in Team Snubbing
- 49% ownership of the Seh' Chene Energy Services partnership
- 6 snubbing units stored in Colorado, USA

Quality Centric Culture

VISION

with a relentless focus on quality, be recognized as a trusted provider of energy services

- HAES Rental Services – Lost time incident Free since 2016
- Delta Rental Services – Lost time incident Free since inception

VALUES


People we care for our people

Community we respect the people, cultures and places where we work

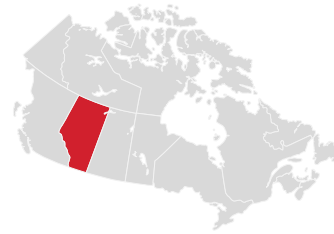
Trust we do what we say

Challenge we seek bespoke and innovative solutions

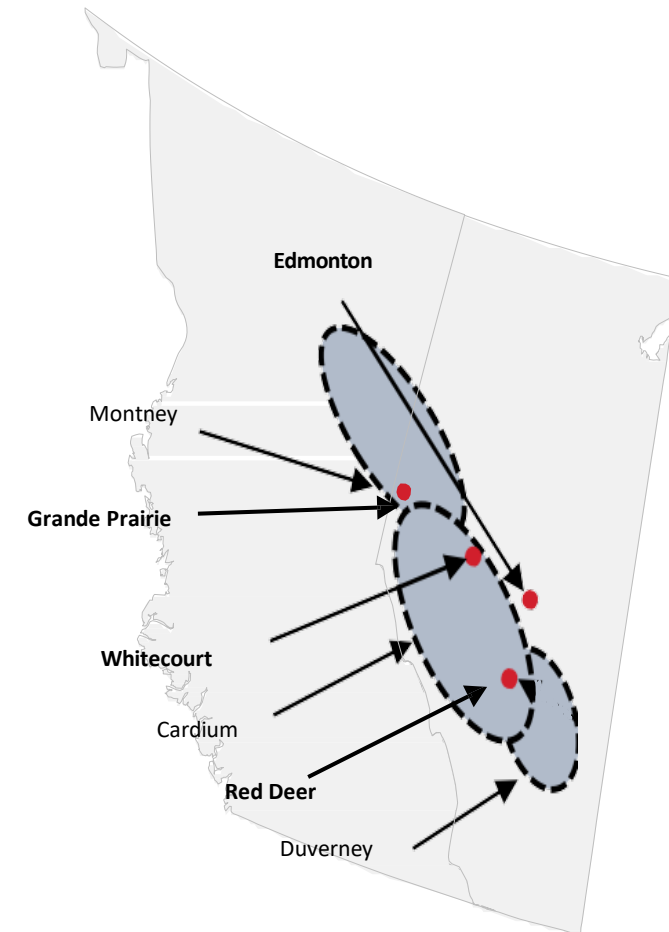
Customers we use our expertise to meet our customers objectives



Rental Services



- Delta Rental Services acquired December 28, 2023
- Quality provider of pressure control equipment
- Seamlessly Integrated with legacy HAES Rentals business
- Rebranded combined business under Delta Rental Solutions
- Well positioned in the Western Canadian Sedimentary Basin
- Service 3 major basins from Whitecourt and Red Deer
- Customers include service and energy companies
- Platform for Canadian growth



Canadian Snubbing



*We choose partners who share our values
and bring market differentiation*

- Largest fleet of snubbing equipment in Canada
- High Arctic owns 42%, and holds 2 seats on 5-person board
- Management invested in ownership
- Dominant market share in Canada
- Acquired 100% interest in Team Snubbing International
 - Prior to 2024 acquisition it was a 50% partnership
 - Has an established operation in Alaska, USA
 - Active marketing in MENA and elsewhere

Business Strategy

Focussed on Canadian business activity, leverage High Arctic's mature and high-quality people, assets, systems and work processes to grow the core business. While sustaining capital stewardship that preserves balance sheet strength, utilize selective and opportunistic investments to grow. Actively seek out business transactions which would create value for the Corporation's shareholders.

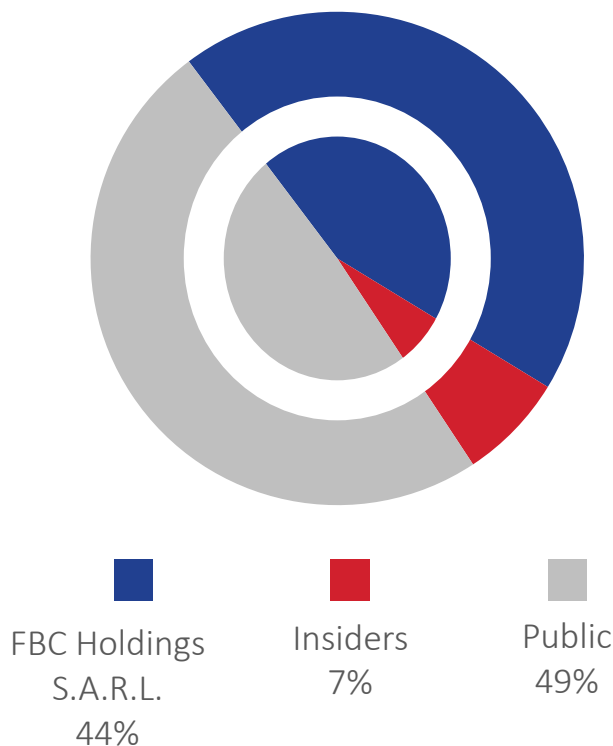
2025 Strategic Objectives

- Relentless focus on safety excellence and quality service delivery
- Grow the core businesses through selective and opportunistic investments
- Actively manage direct operating costs and general and administrative costs
- Steward capital to preserve balance sheet strength and financial flexibility; and
- Execute on accretive acquisitions in Canada to drive shareholder value and optimize available tax loss carry-forwards.

HWO Corporate Profile


TSX : HWO

Shareholder Composition



Shares Outstanding <small>(Mar 31, 2025):</small>	12,696,959
Share Price <small>(Mar 28, 2025):</small>	\$1.17
Market Cap <small>(Mar 28, 2025):</small>	\$14.9 million
Working Capital <small>(Dec 31, 2024):</small>	\$2.7 million
Cash and Cash Equivalents <small>(Dec 31, 2024):</small>	\$3.1 million
Long-term Mortgage Debt <small>(Dec 31, 2024):</small>	\$3.3 million
Ownership in Team Snubbing:	42%

HWO Financial Results Summary ¹



	CAD \$ thousands (except per share amounts)	2024 12 months to Dec 31	2023 12 months to Dec 31
Revenue:		10,470	3,384
Adjusted EBITDA ² :		795	- 2,703
Adjusted EBITDA ² as % of revenue:		7.6%	nm
Funds flow ₂ from continuing operations :		484	- 1,292
Funds flow ₂ from continuing operations ₃ : (per share)		0.04	- 0.11
Net loss: ₃ (per share)		- 0.17	- 0.08

1. From continuing operations
2. See Non IFRS Measures on slide #10

3. Basic and diluted shares outstanding

NOTICE OF FORWARD LOOKING STATEMENTS & NON- IFRS MEASURES

While every effort is made to provide accurate and complete information, High Arctic Energy Services Inc. (“High Arctic”) does not warrant that the information in this presentation is free from errors or omissions or is suitable for its intended use. Subject to any terms implied by law which cannot be excluded, High Arctic accepts no responsibility for any loss, damage, cost or expense (whether direct or indirect) incurred by you as a result of any error, omission or misrepresentation in information in this presentation. All information in this presentation is subject to change without notice.

Readers are cautioned that this presentation contains certain forward-looking information which are subject to particular risks associated with the energy services industry. High Arctic believes that there are reasonable grounds for the expectations on which the statements are based. However actual outcomes could differ materially due to a range of factors including general economic and business conditions, ability to raise capital and manage debt obligations, demand for and market prices for High Arctic’s services, commodity prices (particularly oil and gas) and the impact that they have on industry activity, continued safety performance excellence, ongoing relationship with major customers, marketing successfully to current and new customers, realization of growth opportunities, treatment under governmental regulatory regimes, other government issues and approvals, and the impact of climate change policy. For additional information on these risks, please take a look under the heading Risk Factors in High Arctic’s most recent Management’s Discussion published on our websites and on Sedar.

NON-IFRS MEASURES

Adjusted EBITDA or (adjusted earnings before interest, tax, depreciation and amortization), *Working Capital* (current assets less current liabilities), and *Funds Flow from Continuing Operations* (net cash generated (used in) from continuing operating activities adjusted for changes in non-cash working capital) are non-IFRS measures and do not have standardized meanings prescribed by IFRS and are presented to provide a more meaningful understanding of the underlying financial performance of each Party. These non-IFRS financial measures are derived from the financial statements, which have been subject to review by the corporation’s auditors and are available on www.haes.ca and are not intended to represent IFRS measures such as net earnings, refer to “Non-IFRS Measures” section in High Arctic’s most recent Management’s Discussion and Analysis.

Key information



TSX : HWO

Board

Simon Batcup (Chair), Michael Binnion,
Doug Strong, Craig Nieboer

Management

CEO - Mike Maguire (interim)
CFO - Lonn Bate
VP Operations - Trevor Barker
VP Business Development - JD Morrical

Auditors

KPMG

Contacts

+1.403.508.7836 info@haes.ca

www.haes.ca

Looking for High Arctic's former business in PNG?

The business in Papua New Guinea is now:

High Arctic Overseas Holdings Corporation

TSXV : HOH

Contacts

+1.587.320.1301 info@higharctic.com

www.higharctic.com